

SRI SIDDHARTHA DENTAL COLLEGE AND HOSPITAL

AGALAKOTE, B.H.ROAD, TUMKUR-572107, KARNATAKA.

Recognized by Dental Council of India, NEW DELHI

A Constituent College of Sri Siddhartha Academy of Higher Education (Deemed-to-be-university) Accredited 'A' Grade by NAAC

Phone No: / Fax No: 0816-2275536

Web: www.ssdtumkur.org

Email: ssdtumkur@gmail.com

Department of Oral Medicine and Radiology

CIRCULAR

SELF DIRECTED LEARNING: 2019-2020

A self directed learning activity has been scheduled to the final year students during Oral Medicine and Radiology theory class twice a year. Topic and reference material will be provided.

Guidelines for students

1. This will be an independent learning activity.
2. Topic will be provided.
3. Student is expected to search historic and current information about the topic, prepare a report and submit it within two weeks.
4. Students will be provided a priming scientific literature reference.
5. Reference materials for current literature should preferably be articles published in Scopus and Pub med indexed journals.
6. Reference material for historic information can be from textbooks and Wikipedia.
7. Student reports will be discussed individually.



Head of the department

PROF & HEAD

Dept. of Oral Medicine & Radiology
SSDC, Tumkur

SRI SIDDHARTHA DENTAL COLLEGE AND HOSPITAL

AGALAKOTE, B.H.ROAD, TUMKUR-572107, KARNATAKA.

Recognized by Dental Council of India, NEW DELHI

A Constituent College of Sri Siddhartha Academy of Higher Education (Deemed-to-be-university) Accredited 'A' Grade by NAAC

Phone No: / Fax No: 0816-2275536

Web: www.ssdctumkur.org

Email: ssdctumkur@gmail.com

Department of Oral Medicine and Radiology

Self directed learning conducted for final year BDS students for the year 2019-2020

Report

Title	Date	Resource person	Total number of participants	Number of participants submitted report
Position errors in OPG	09/07/2019	Dr Jayadev S	10	07

Priming study material:

1. Positioning errors and quality assessment in panoramic radiography. Manu Dhillon, Srinivasa M Raju, Sankalp Verma, Divya Tomar, Raviprakash S Mohan, Manisha Lakhanpal, and Bhuvana Krishnamoorthy. Imaging Sci Dent. 2012 Dec; 42(4): 207-212.



Resource person



Head of the Department

PROF & HEAD
Dept. of Oral Medicine & Radiology
SSDC, Tumkur

SRI SIDDHARTHA DENTAL COLLEGE AND HOSPITAL
AGALAKOTE, B.H.ROAD, TUMKUR-572107, KARNATAKA.

Recognized by Dental Council of India, NEW DELHI

A Constituent College of Sri Siddhartha Academy of Higher Education (Deemed-to-be-university) Accredited 'A' Grade by NAAC

Phone No: / Fax No: 0816-2275536

Web: www.ssdctumkur.org

Email: ssdctumkur@gmail.com

Department of Oral Medicine and Radiology

Self-directed learning: 2019-20

Topic: Position errors in OPG

Date: 09/07/2019

Attendance Sheet

Sl. no	Register number	Name of the student
1	16SD1002	EVULALIYA ELDO
2	16SD1004	NAGASHREE.S
3	16SD1006	SHIVANGIDOKANIYA
4	15SD1009	V. CHANDRODHAYAM
5	15SD1018	LALANA.D.N
6	15SD1019	LAMBAAYUM BIKRAMJIT
7	15SD1030	SHASHANK. K
8	15SD1032	TAZA TONY
9	15SD1034	TOM P KURIAN
10	15SD1033	TEJESHWAR REDDY.B.N



Signature of the HOD

PROF & HEAD
Dept. of Oral Medicine & Radiology
SSDC, Tumkur

SRI SIDDHARTHA DENTAL COLLEGE AND HOSPITAL
AGALAKOTE, B.H.ROAD, TUMKUR-572107, KARNATAKA.

Recognized by Dental Council of India, NEW DELHI
A Constituent College of Sri Siddhartha Academy of Higher Education (Deemed-to-be-university) Accredited 'A' Grade by NAAC
Phone No: / Fax No: 0816-2275536 Web: www.ssdctumkur.org Email: ssdctumkur@gmail.com

Department of Oral Medicine and Radiology

Self directed learning conducted for final year BDS students for the year 2019-2020

Report

Title	Date	Resource person	Total number of participants	Number of participants submitted report
Projection errors in intraoral radiography	11/02/2020	Dr Suhas	10	06

Priming study material:

1. Intraoral Imaging: Basic Principles, Techniques and Error Correction. Gail F. Williamson, Professor Emerita. Dental care.com continuing education.

Resource person



Head of the Department

PROF & HEAD
Dept. of Oral Medicine & Radiology
SSDC, Tumkur

SRI SIDDHARTHA DENTAL COLLEGE AND HOSPITAL
AGALAKOTE, B.H.ROAD, TUMKUR-572107, KARNATAKA.

Recognized by Dental Council of India, NEW DELHI

A Constituent College of Sri Siddhartha Academy of Higher Education (Deemed-to-be-university) Accredited 'A' Grade by NAAC

Phone No: / Fax No: 0816-2275536

Web: www.ssdctumkur.org

Email: ssdctumkur@gmail.com

Department of Oral Medicine and Radiology

Self-directed learning: 2019-20

Topic: Projection errors in intraoral radiography

Date: 11/02/2020

Attendance Sheet

Sl. no	Register number	Name of the student
1	16SD1002	EVULALIYA ELDO
2	16SD1004	NAGASHREE.S
3	16SD1006	SHIVANGIDOKANIYA
4	15SD1009	V. CHANDRODHAYAM
5	15SD1018	LALANA.D.N
6	15SD1019	LAMBAAYUM BIKRAMJIT
7	15SD1030	SHASHANK. K
8	15SD1032	TAZA TONY
9	15SD1034	TOM P KURIAN
10	15SD1033	TEJESHWAR REDDY.B.N



Signature of the HOD

PROF & HEAD

Dept. of Oral Medicine & Radiology

SSDC, Tumkur

SRI SIDDHARTHA DENTAL COLLEGE AND HOSPITAL

AGALAKOTE, B.H.ROAD, TUMKUR-572107, KARNATAKA.

Recognized by Dental Council of India, NEW DELHI

A Constituent College of Sri Siddhartha Academy of Higher Education (Deemed-to-be-university) Accredited 'A' Grade by NAAC

Phone No: / Fax No: 0816-2275536

Web: www.ssdctumkur.org

Email: ssdctumkur@gmail.com

DEPARTMENT OF ORTHODONTICS

CIRCULAR

Date:01.11.2019

A group discussion is scheduled on 06/11/2019 at 10.am for post graduate students on the topic of "Anchorage preparation in class I cases". Resource person for the program is Dr. Madhusudhan V, Reader in Sri Siddhartha Dental College and Hospital. Hereby post graduate students are informed to prepare on the same topic to gain the maximum benefits.


Signature of HOD

Dr. Srinivasa H

Department of Orthodontics
Sri Siddhartha Dental College
Tumkur - 572107.



Signature of Principal

Dr. Kashinath

Principal
Sri Siddhartha Dental College
Agalakote, B.H.Road, Tumkur-572107

SRI SIDDHARTHA DENTAL COLLEGE AND HOSPITAL

AGALAKOTE, B.H.ROAD, TUMKUR-572107, KARNATAKA.

Recognized by Dental Council of India, NEW DELHI

A Constituent College of Sri Siddhartha Academy of Higher Education (Deemed-to-be-university) Accredited 'A' Grade by NAAC

Phone No: / Fax No: 0816-2275536

Web: www.ssdctumkur.org

Email: ssdctumkur@gmail.com

DEPARTMENT OF ORTHODONTICS

Group Discussion /Microteaching /SDL 2019-2020

Anchorage Preparation in class I cases

Anchorage Preparation in class I cases group discussion was undertaken dated 06/11/2019 among post graduate students of the department. Moderator for group discussion was Dr. Madhusudhan V.

Anchorage is a way of resisting movement of a tooth or number of teeth by using different techniques often anchorage in an orthodontic appliance attempts to dissipate the reaction forces over as many teeth as possible and thus keep pressure in the periodontal ligaments of the anchor teeth to a minimum.

During group discussion,

- How to decide type of anchorage for specific case
- What appliance can be used for maximum anchorage preparation, were discussed.



Signature of In-charge staff



Signature of Principal

Principal

Sri Siddhartha Dental College
Agalakote, B.H.Road, Tumkur-572107

SRI SIDDHARTHA DENTAL COLLEGE AND HOSPITAL

AGALAKOTE, B.H. ROAD, TUMKUR-572107, KARNATAKA.

Recognized by Dental Council of India, NEW DELHI

A Constituent College of Sri Siddhartha Academy of Higher Education (Deemed-to-be-university) Accredited 'A' Grade by NAAC

Phone No: / Fax No: 0816-2275536

Web: www.ssdtumkur.org

Email: ssdtumkur@gmail.com

Department of Orthodontics

Attendance Sheet

06/11/2019	Anchorage Preparation in class I cases	05
------------	--	----

Sl.No.	Student Name	Register numbers
1.	Dr. Mayank	18SEO801
2.	Dr. Sajin	19SEO802
3.	Dr. Sangeetha	19SEO801
4.	Dr. Swaroop	18SEO802
5.	Dr. Jibin	17SEO801



Signature
Prof & HOD

Prof. & H.O.D

Department of Orthodontics
Sri Siddhartha Dental College
Tumkur - 572107.



Signature
Principal

Principal
Sri Siddhartha Dental College
B.H. Road, Tumkur-572107

SRI SIDDHARTHA DENTAL COLLEGE AND HOSPITAL

AGALAKOTE, B.H.ROAD, TUMKUR-572107, KARNATAKA.

Recognized by Dental Council of India, NEW DELHI

A Constituent College of Sri Siddhartha Academy of Higher Education (Deemed-to-be-university) Accredited 'A' Grade by NAAC

Phone No: / Fax No: 0816-2275536

Web: www.ssdctumkur.org

Email: ssdctumkur@gmail.com

FEEDBACK FORM: GROUP DISCUSSION

Please Circle the answer which most closely corresponds to your views about each statement

Department: Department of Orthodontics

Title: Anchorage preparation in class I cases

1. Institution conducting programmes to enhance the competency of faculty and students
a) Strongly agree b) Agree c) Disagree d) Strongly Disagree
2. Applicability / relevance and learning values in terms of skills, concept and knowledge of the program
a) Strongly agree b) Agree c) Disagree d) Strongly Disagree
3. How periodically you need these programmes to be conducted
a) Monthly b) Quarterly c) Half yearly d) Yearly
4. These programmes are helping you to update recent trends
a) Strongly agree b) Agree c) Disagree d) Strongly Disagree
5. Overall how would you like to rate the programme;
a) Poor b) Average c) Good d) Very good e) Excellent

Suggestions (if any): no suggestion

Thank you for your valuable feedback....

SRI SIDDHARTHA DENTAL COLLEGE AND HOSPITAL

AGALAKOTE, B.H.ROAD, TUMKUR-572107, KARNATAKA.

Recognized by Dental Council of India, NEW DELHI

A Constituent College of Sri Siddhartha Academy of Higher Education (Deemed-to-be-university) Accredited 'A' Grade by NAAC

Phone No: / Fax No: 0816-2275536

Web: www.ssdctumkur.org

Email: ssdctumkur@gmail.com

SRI SIDDHARTHA DENTAL COLLEGE, TUMKUR-7

Department of Oral Pathology & Microbiology

GROUP DISCUSSION/ MICRO-TEACHING

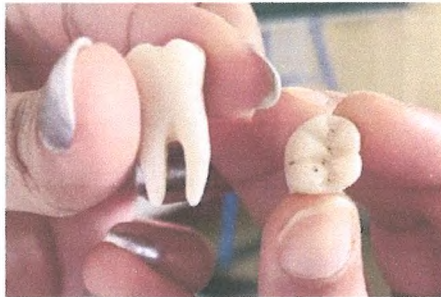
TOPIC: Dental anatomy specimens & casts

Date: ~~06-10~~ 2019

Target population: UG Students- I BDS

Staff in-charge: Dr. Shubha

Group teaching was carried out to enhance student-teacher interaction and clarify student doubts at individual level. Characteristic and identification features in Dental anatomy specimens & casts were discussed among students.



Signature of in-charge staff

Chairperson, IQAC,
Sri Siddhartha Dental College,
TUMKUR.

Signature of HOD

PROF. & H.O.D.
Dept. Of Oral Pathology & Microbiology,
Sri Siddhartha Dental College,
Agalakota, B.H. Road, Tumkur - 572107

SRI SIDDHARTHA DENTAL COLLEGE AND HOSPITAL

AGALAKOTE, B.H.ROAD, TUMKUR-572107, KARNATAKA.

Recognized by Dental Council of India. NEW DELHI

A Constituent College of Sri Siddhartha Academy of Higher Education (Deemed-to-be-university) Accredited 'A' Grade by NAAC

Phone No: / Fax No: 0816-2275536

Web: www.ssdctumkur.org

Email: ssdctumkur@gmail.com

SRI SIDDHARTHA DENTAL COLLEGE, TUMKUR-7

DEPARTMENT OF ORAL PATHOLOGY & MICROBIOLOGY

GROUP DISCUSSION/ MICRO-TEACHING/SDL

TOPIC: Dental anatomy specimens & casts

Date: 6-12-2019

ATTENDANCE

Sl No	University Reg. No	Name of the student
1	19SD1001	Ms ADITI PRASAD
2	19SD1002	Ms. AGANAS BABU
3	19SD1003	Ms. ALMASSULTANA
4	19SD1004	Ms ANUPRIYA
5	19SD1005	Ms ASWATHI S SENAN
6	19SD1006	Ms. BHOOMIKA K RAO
7	19SD1007	Ms. BIDTHA PARIYA
8	19SD1008	Ms D.M.PRIYA MALLIKARJUNAIAH

SRI SIDDHARTHA DENTAL COLLEGE AND HOSPITAL

AGALAKOTE, B.H.ROAD, TUMKUR-572107, KARNATAKA.

Recognized by Dental Council of India. NEW DELHI

A Constituent College of Sri Siddhartha Academy of Higher Education (Deemed-to-be-university) Accredited 'A' Grade by NAAC

Phone No: / Fax No: 0816-2275536

Web: www.ssdetumkur.org

Email: ssdetumkur@gmail.com

FEEDBACK FORM- GROUP DISCUSSION/ MICROTEACHING/SDL

Rating values:

a) Poor =1 b) Average=2 c) Good=3 d) Very good =4 e) Excellent=5

Please Circle the answer which most closely corresponds to your views about each statement

4. Department: *oral pathology*

5. Topic: *dental anatomy specimens & cells*

6. How well this method of teaching helped in terms of following statements

Sl. No.	Courses	EXCELLENT	VERY GOOD	GOOD	AVERAGE	POOR
1.	Learning value (in terms of skills, concepts, knowledge, analytical abilities, broadening perspectives)	✓				
2.	Applicability or relevance to subject		✓			
3.	Depth and pace of the course content	✓				
4.	Teaching method used	✓				
5.	Overall rating		✓			

Any suggestions:

Thank you for your valuable feedback...

SRI SIDDHARTHA DENTAL COLLEGE AND HOSPITAL

AGALAKOTE, B.H.ROAD, TUMKUR-572107, KARNATAKA.

Recognized by Dental Council of India, NEW DELHI

A Constituent College of Sri Siddhartha Academy of Higher Education (Deemed-to-be-university) Accredited 'A' Grade by NAAC

Phone No: / Fax No: 0816-2275536

Web: www.ssdtumkur.org

Email: ssdtumkur@gmail.com

SRI SIDDHARTHA DENTAL COLLEGE, TUMKUR-7

Department of Oral Pathology & Microbiology

GROUP DISCUSSION/ MICRO-TEACHING

TOPIC: Oral pathology specimens & casts

Date: 28/9/19

Target population: UG Students- III BDS

Staff in-charge: Dr. Praveen

Group teaching was carried out to enhance student-teacher interaction and clarify student doubts at individual level. Characteristic and identification features in Dental anatomy specimens & casts were discussed among students.



GEOGRAPHIC TONGUE



PALATAL TORI



Signature of in-charge staff



Chairperson, IQAC,
Sri Siddhartha Dental College,
TUMKUR.



Signature of HOD

PROF., & H.O.D.
Dept. of Oral Pathology & Microbiology
Sri Siddhartha Dental College
Agalakote, B.H. Road, Tumkur - 572107

SRI SIDDHARTHA DENTAL COLLEGE AND HOSPITAL

AGALAKOTE, B.H.ROAD, TUMKUR-572107, KARNATAKA.

Recognized by Dental Council of India. NEW DELHI

A Constituent College of Sri Siddhartha Academy of Higher Education (Deemed-to-be-university) Accredited 'A' Grade by NAAC

Phone No: / Fax No: 0816-2275536

Web: www.ssdetumkur.org

Email: ssdetumkur@gmail.com

SRI SIDDHARTHA DENTAL COLLEGE, TUMKUR-7

DEPARTMENT OF ORAL PATHOLOGY & MICROBIOLOGY

GROUP DISCUSSION/ MICRO-TEACHING/SDL

TOPIC: Oral pathology specimens & casts

Date: 28/9/19

ATTENDANCE

SL.NO	REG NO	STUDENT NAME
1.	16SD1002	EVULALIYA ELDO
2.	16SD1004	NAGASHREE.S
3.	16SD1006	SHIVANGIDOKANIYA
4.	16SD1007	THEERTHA K KUMAR
5.	15SD1033	TEJESHWAR REDDY.B.N
6.	15SD1034	TOM P KURIAN
7.	15SD1038	VISHNU NIRMAL

SRI SIDDHARTHA DENTAL COLLEGE AND HOSPITAL

AGALAKOTE, B.H.ROAD, TUMKUR-572107, KARNATAKA.

Recognized by Dental Council of India, NEW DELHI

A Constituent College of Sri Siddhartha Academy of Higher Education (Deemed-to-be-university) Accredited 'A' Grade by NAAC

Phone No. / Fax No: 0816-2275536

Web: www.ssdtumkur.org

Email: ssdtumkur@gmail.com

FEEDBACK FORM- GROUP DISCUSSION/ MICROTEACHING/SDL

Rating values:

- a) Poor =1 b) Average=2 c) Good=3 d) Very good =4 e) Excellent=5

Please Circle the answer which most closely corresponds to your views about each statement

4. Department: *Oral Pathology & Microbiology*

5. Topic: *Oral Pathology specimen & cost - 28/9/19*

6. How well this method of teaching helped in terms of following statements

Sl. No.	Courses	EXCELLENT	VERY GOOD	GOOD	AVERAGE	POOR
1.	Learning value (in terms of skills, concepts, knowledge, analytical abilities, broadening perspectives)		✓	✓		
2.	Applicability or relevance to subject			✓		
3.	Depth and pace of the course content			✓		
4.	Teaching method used		✓			
5.	Overall rating			✓		

Any suggestions:

Thank you for your valuable feedback...

SRI SIDDHARTHA DENTAL COLLEGE AND HOSPITAL

AGALAKOTE, B.H.ROAD, TUMKUR-572107, KARNATAKA.

Recognized by Dental Council of India, NEW DELHI

A Constituent College of Sri Siddhartha Academy of Higher Education (Deemed-to-be-university) Accredited 'A' Grade by NAAC

Phone No: / Fax No: 0816-2275536

Web: www.ssdctumkur.org

Email: ssdctumkur@gmail.com

SRI SIDDHARTHA DENTAL COLLEGE, TUMKUR-7

DEPARTMENT OF ORAL PATHOLOGY & MICROBIOLOGY

GROUP DISCUSSION/ MICRO-TEACHING/SDL

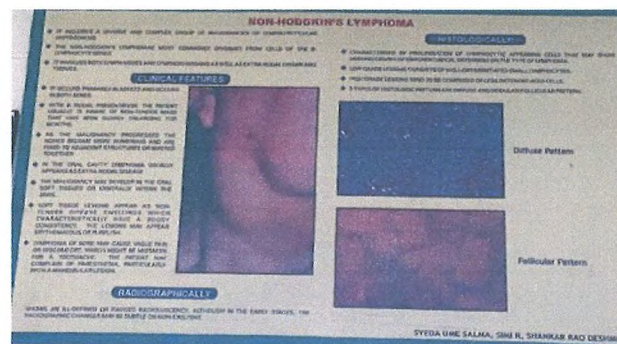
TOPIC: Malignant lesions of oral cavity

Date: 27/9/19

Target population: UG Students- III BDS

Staff in-charge: Dr. Likhitha

Research microscope is used to capture oral pathology photomicrography of specific field of the slide. These slides were discussed and explained in detail with reference to the characteristic histologic features. This type of teaching ensures students to easily identify specific features without confusion. Also few lesions were discussed with op case in dept.



Likhitha S
Signature of in-charge staff

K.N. Mohan
Chairperson IOAC,
Sri Siddhartha Dental College,
TUMKUR.

Oliver
Signature of HOD
PROF., & H.O.D.
Dept., Of Oral Pathology & Microbiology
Sri Siddhartha Dental College
Agalakote, B.H. Road, Tumkur - 572107

SRI SIDDHARTHA DENTAL COLLEGE AND HOSPITAL

AGALAKOTE, B.H.ROAD, TUMKUR-572107, KARNATAKA.

Recognized by Dental Council of India. NEW DELHI

A Constituent College of Sri Siddhartha Academy of Higher Education (Deemed-to-be-university) Accredited 'A' Grade by NAAC

Phone No: / Fax No: 0816-2275536

Web: www.ssdctumkur.org

Email: ssdctumkur@gmail.com

SRI SIDDHARTHA DENTAL COLLEGE, TUMKUR-7

DEPARTMENT OF ORAL PATHOLOGY & MICROBIOLOGY

GROUP DISCUSSION/ MICRO-TEACHING/SDL

TOPIC: Malignant lesions of oral cavity

Date: 27/9/19

ATTENDANCE

SL.NO	REG NO	STUDENT NAME
1.	16SD1002	EVULALIYA ELDO
2.	16SD1004	NAGASHREE.S
3.	16SD1006	SHIVANGIDOKANIYA

SRI SIDDHARTHA DENTAL COLLEGE AND HOSPITAL

AGALAKOTE, B.H.ROAD, TUMKUR-572107, KARNATAKA.

Recognized by Dental Council of India, NEW DELHI

A Constituent College of Sri Siddhartha Academy of Higher Education (Deemed-to-be-university) Accredited 'A' Grade by NAAC

Phone No: / Fax No: 0816-2275536

Web: www.ssdtumkur.org

Email: ssdtumkur@gmail.com

FEEDBACK FORM- GROUP DISCUSSION/ MICROTEACHING/SDL

Rating values:

a) Poor =1 b) Average=2 c) Good=3 d) Very good =4 e) Excellent=5

Please Circle the answer which most closely corresponds to your views about each statement

4. Department: *Oral Pathology*

5. Topic: *Malignant lesions of oral cavity*

6. How well this method of teaching helped in terms of following statements

Sl. No.	Courses	EXCELLENT	VERY GOOD	GOOD	AVERAGE	POOR
1.	Learning value (in terms of skills, concepts, knowledge, analytical abilities, broadening perspectives)			✓		
2.	Applicability or relevance to subject			✓		
3.	Depth and pace of the course content			✓		
4.	Teaching method used		✓			
5.	Overall rating		✓			

Any suggestions:

Thank you for your valuable feedback...

SRI SIDDHARTHA DENTAL COLLEGE AND HOSPITAL

AGALAKOTE, B.H.ROAD, TUMKUR-572107, KARNATAKA.

Recognized by Dental Council of India, NEW DELHI

A Constituent College of Sri Siddhartha Academy of Higher Education (Deemed-to-be-university) Accredited 'A' Grade by NAAC

Phone No: / Fax No: 0816-2275536

Web: www.ssdctumkur.org

Email: ssdctumkur@gmail.com

DEPARTMENT OF ORAL AND MAXILLOFACIAL SURGERY GROUP DISCUSSION/MICROTEACHING/SDL

Title: Dental Implants

Date: 10/05/19

Objective:

1. To provide the participants basic knowledge on the use of implants
2. To train and educate the participants on the knowledge of implants.

Significance:

Implants help to maintain and strengthen bone structure and provide the ability to chew healthy food and give patients the confidence to smile. They also protect existing teeth by helping to preserve crown structure.

Course Content:

1. Introduction to implants.
2. Types of implants
3. Armamentarium
4. Techniques of implant placement
5. Live demonstration of implant surgery on model.

Method of Content Delivery:

1. One – hour lecture class using power point was conducted about implant
2. Followed by live demonstration.

Teaching Aid:

1. Power point presentation for lecture class
2. Model.

Audience:

Undergraduates who were willing to participate were included.

Resource person:

Dr. Ravi Kumar R, Reader of Department of Oral and MaxilloFacial Surgery gave lecture and demonstration on model.

Description:

One hour lecture class was given by the resource person.

Students were encouraged to participate the class and clear doubts.

A live demonstration was given by the resource person on Implant and later hands-on was given to all the participants.

Conclusions:

It was aimed at a small group of students to make them well adapted to Dental Implant.

K.A. Ashwath

PROF., & H.O.D.
Dept., Of Oral Surgery
Sri Siddhartha Dental College
Agalakote B.H Road, Tumkur: - 572107

Chairperson, IOAC,
Sri Siddhartha Dental College,
TUMKUR.

SRI SIDDHARTHA DENTAL COLLEGE AND HOSPITAL

AGALAKOTE, B.H.ROAD, TUMKUR-572107, KARNATAKA.

Recognized by Dental Council of India, NEW DELHI

A Constituent College of Sri Siddhartha Academy of Higher Education (Deemed-to-be-university) Accredited 'A' Grade by NAAC

Phone No: / Fax No: 0816-2275536


Web: www.ssdctumkur.org

Email: ssdctumkur@gmail.com

DEPARTMENT OF ORAL AND MAXILLOFACIAL SURGERY

GROUP DISCUSSION ATTENDENCE

1. Navas
2. Rajadurai
3. Najma
4. Sreetheepak
5. Ayas


PROF., & H.O.D.
Dept., Of Oral Surgery
Sri Siddhartha Dental College
Agalakote, B.H. Road, Tumkur - 572107


Chairperson, IOAC,
Sri Siddhartha Dental College
TUMKUR.

SRI SIDDHARTHA DENTAL COLLEGE AND HOSPITAL

AGALAKOTE, B.H.ROAD, TUMKUR-572107, KARNATAKA.

Recognized by Dental Council of India, NEW DELHI

A Constituent College of Sri Siddhartha Academy of Higher Education (Deemed-to-be-university) Accredited 'A' Grade by NAAC

Phone No: / Fax No: 0816-2275536

Web: www.ssdctumkur.org

Email: ssdctumkur@gmail.com

DEPARTMENT OF ORAL AND MAXILLOFACIAL SURGERY GROUP DISCUSSION/MICROTEACHING/SDL

Title: Open and closed reduction of fractures

Date: 11/04/19

Objective:

1. To provide the participants basic knowledge on facial fractures
2. To train and educate the participants on the knowledge of management of Facial fractures

Significance:

A significant portion of maxillofacial injuries are caused due to trauma, assault, pathologies and the evaluation, diagnosis and treatment planning still remain challenging despite improved technology. Understanding the appropriate surgical management can provide patients with the best hospital care and prevent any complications.

Course Content:

1. Introduction to Facial fractures.
2. Surgical anatomy
3. Causes and management of Facial fractures
4. Live demonstration of fracture reduction on model.

Method of Content Delivery:

1. One – hour lecture class using power point was conducted about Fracture reduction
2. Followed by live demonstration.

Teaching Aid:

1. Power point presentation for lecture class
2. Model.

Audience:

Undergraduates who were willing to participate were included.

Resource person:

Dr. Preethi Bhat, Reader of Department of Oral and MaxilloFacial Surgery gave lecture and demonstration on model.

Description:

One-hour lecture class was given by the resource person.

Students were encouraged to participate the class and clear doubts.

A live demonstration was given by the resource person on Fracture reduction and later hands-on was given to all the participants.

Conclusions:

It was aimed at a small group of students to make them well adapted to management of Facial fractures.

PROF., & H.O.D.
Dept., Of Oral Surgery
Sri Siddhartha Dental College
Agalakote, B.H. Road, Tumkur - 572107

K.N. Debnath
Chairperson, IQAC,
Sri Siddhartha Dental College,
TUMKUR.

SRI SIDDHARTHA DENTAL COLLEGE AND HOSPITAL

AGALAKOTE, B.H.ROAD, TUMKUR-572107, KARNATAKA.

Recognized by Dental Council of India, NEW DELHI

A Constituent College of Sri Siddhartha Academy of Higher Education (Deemed-to-be-university) Accredited 'A' Grade by NAAC

Phone No: / Fax No: 0816-2275536

Web: www.ssdctumkur.org

Email: ssdctumkur@gmail.com


DEPARTMENT OF ORAL AND MAXILLOFACIAL SURGERY

GROUP DISCUSSION ATTENDENCE

1. Arun
2. Sachin
3. Vignesh
4. Muhammed ali
5. Mohammed ajmal
6. Sooraj
7. Nishan
8. Clint



PROF , & H.O.D.
Dept., Of Oral Surgery
Sri Siddhartha Dental College
Agalakote, B.H. Road, Tumkur - 572107



Chairperson, IOAC,
Sri Siddhartha Dental College
TUMKUR.

SRI SIDDHARTHA DENTAL COLLEGE AND HOSPITAL

AGALAKOTE, B.H.ROAD, TUMKUR-572107, KARNATAKA.

Recognized by Dental Council of India, NEW DELHI

A Constituent College of Sri Siddhartha Academy of Higher Education (Deemed-to-be-university) Accredited 'A' Grade by NAAC

Phone No: / Fax No: 0816-2275536

Web: www.ssdctumkur.org

Email: ssdctumkur@gmail.com

DEPARTMENT OF ORAL AND MAXILLOFACIAL SURGERY GROUP DISCUSSION/MICROTEACHING/SDL

Title: Impaction

Date: 24/06/19

Objective:

1. To provide the participants basic knowledge on the use of implants
2. To train and educate the participants on the knowledge of implants.

Significance:

Tooth Impaction is a pathological situation where a tooth fails to attain its normal functional position. Impacted teeth may remain asymptomatic or maybe associated with various pathologies and it is essential to treat them so as to prevent any damage to adjacent teeth.

Course Content:

1. Introduction to impaction.
2. Armamentarium
3. Classification and surgical procedure

Method of Content Delivery:

One – hour lecture class using power point was conducted about impaction

Teaching Aid:

Power point presentation for lecture class

Audience:

Undergraduates who were willing to participate were included.

Resource person:

Dr. Marimallappa TR, Reader of Department of Oral and MaxilloFacial Surgery gave lecture.

Description:

One hour lecture class was given by the resource person.

Students were encouraged to participate the class and clear doubts.

Conclusions: It was aimed at a small group of students to make them well adapted to Dental Impaction.

PROF., & H.O.D.
Dept., Of Oral Surgery
Sri Siddhartha Dental College
Agalakote, B.H Road, Tumkur - 572107

K.N. Akhurat
Chairperson, ICAC,
Sri Siddhartha Dental College
TUMKUR.

SRI SIDDHARTHA DENTAL COLLEGE AND HOSPITAL

AGALAKOTE, B.H.ROAD, TUMKUR-572107, KARNATAKA.

Recognized by Dental Council of India, NEW DELHI

A Constituent College of Sri Siddhartha Academy of Higher Education (Deemed-to-be-university) Accredited 'A' Grade by NAAC

Phone No: / Fax No: 0816-2275536


Web: www.ssdctumkur.org

Email: ssdctumkur@gmail.com

DEPARTMENT OF ORAL AND MAXILLOFACIAL SURGERY

GROUP DISCUSSION ATTENDENCE

1. Churchill
2. Christopher
3. Mohammed shariq
4. Atul Divakar
5. Aftab
6. Manudev
7. manoj


PROF., & H.O.D.
Dept., Of Oral Surgery
Sri Siddhartha Dental College
Analakote, B.H Road, Tumkur: - 572107


Chairperson, IOAC,
Sri Siddhartha Dental College
TUMKUR.

SRI SIDDHARTHA DENTAL COLLEGE AND HOSPITAL

AGALAKOTE, B.H.ROAD, TUMKUR-572107, KARNATAKA.

Recognized by Dental Council of India, NEW DELHI

A Constituent College of Sri Siddhartha Academy of Higher Education (Deemed-to-be-university) Accredited 'A' Grade by NAAC

Phone No: / Fax No: 0816-2275536

Web: www.ssdctumkur.org

Email: ssdctumkur@gmail.com

DEPARTMENT OF ORAL AND MAXILLOFACIAL SURGERY **GROUP DISCUSSION/MICROTEACHING/SDL**

Title: Laser Surgery

Date: 07/06/19

Objective:

1. To provide the participants basic knowledge on the use of Laser
2. To train and educate the participants on the knowledge of Laser in Oral surgery.

Significance:

Conventional surgical methods are the backbone of oral surgery. With time, the advancements

like Cautery, LASER, Cryosurgery and many more in this field have been fruitful for the management of surgical procedures.

Course Content:

1. Introduction to Laser.
2. Types of laser
3. Armamentarium
4. Techniques and applications of Laser in Oral surgery
5. Live demonstration of Laser on patient.

Method of Content Delivery:

1. One – hour lecture class using power point was conducted about implant
2. Followed by live demonstration.

Teaching Aid:

1. Power point presentation for lecture class
2. Lasers on patients

Audience:

Undergraduates who were willing to participate were included.

Resource person:

Dr. Ashok Kumar K R, Professor & HOD, Department of Oral and MaxilloFacial Surgery gave lecture and demonstration on patient.

Description:

One hour lecture class was given by the resource person.

Students were encouraged to participate the class and clear doubts.

A live demonstration was given by the resource person on lasers and later hands-on was given to all the participants.

Conclusions:

It was aimed at a small group of students to make them well adapted to Dental Lasers.

K.R. Ashok

PROF., & H.O.D.
Dept., Of Oral Surgery
Sri Siddhartha Dental College
Aagalakote, B.H Road, Tumkur - 572107

Chairperson, ICAC,
Sri Siddhartha Dental College,
TUMKUR.

SRI SIDDHARTHA DENTAL COLLEGE AND HOSPITAL

AGALAKOTE, B.H.ROAD, TUMKUR-572107, KARNATAKA.

Recognized by Dental Council of India, NEW DELHI

A Constituent College of Sri Siddhartha Academy of Higher Education (Deemed-to-be-university) Accredited 'A' Grade by NAAC

Phone No: / Fax No: 0816-2275536

Web: www.ssdtumkur.org

Email: ssdtumkur@gmail.com

DEPARTMENT OF ORAL AND MAXILLOFACIAL SURGERY

GROUP DISCUSSION ATTENDENCE

1. joel
2. akshay
3. ashish
4. yathin
5. Shashank
6. bikramjit



PROF. & H.O.D.
Dept., Of Oral Surgery
Sri Siddhartha Dental College
Agalakote, B.H. Road, Tumkur - 572107



Chairperson, IQAC,
Sri Siddhartha Dental College,
TUMKUR.

SRI SIDDHARTHA DENTAL COLLEGE AND HOSPITAL

Agalakote, B.H.Road, Tumkur - 572 107. KARNATAKA, INDIA.

Recognized by Dental Council of India, New Delhi

A constituent College of Sri Siddhartha Academy of Higher Education (Deemed-to-be-university) Accredited 'A' Grade by NAAC

Ph. 0816- 2275516 Fax: 0816-2275510 website: sahetumkur.ac.in email: iqac@sahe.in

REPORT

A group discussion was conducted on the following topics in the department of Pedodontics and Preventive dentistry on 18/09/2019. Interns and post graduates were participated and benefited by this program.

Resource person: Dr.Kiran, Professor, Department of Pedodontics and Preventive dentistry, SSDC, Tumkur.

Topic:

- 1.Revascularisation
2. Polymers burs for caries removal

HOD

DEPARTMENT OF PEDODOTICS AND PREVENTIVE DENTISTRY



Dept. Of Pedodontics
Sri Siddhartha Dental College
Agalakote, B.H. Road, Tumkur-572107


PRINCIPAL

Principal

Sri Siddhartha Dental College
Agalakote, B.H.Road, Tumkur-572107

SRI SIDDHARTHA DENTAL COLLEGE AND HOSPITAL

Agalakote, B.H.Road, Tumkur - 572 107. KARNATAKA, INDIA.

Recognized by Dental Council of India, New Delhi

A constituent College of Sri Siddhartha Academy of Higher Education (Deemed-to-be-university) Accredited 'A' Grade by NAAC

Ph. 0816- 2275516 Fax: 0816-2275510 website: sahetumkur.ac.in email: iqac@sahe.in

DEPARTMENT OF PEDODONTICS AND PREVENTIVE DENTISTRY

LIST OF ATTENDEES

14SD1037	SWETA SAHANI
14SD1038	VARSHA S
14SD1029	RINU JOSHI
14SD1030	RUBAASHINI DEVI
14SD1021	MALLIKA.P
14SD1022	MANJIL MOUSAM SABANYA
14SD1025	NAJMA SHAHIN.U
14SD1017	GOWSIKA.N
14SD1018	HEMARUBHINI
14SD1019	KONISHAVINI
14SD1010	CYNTHIA THOMAS
14SD1011	DEVIKA RAJEEV
14SD1014	ERICA PROCESS SYIEM
14SD1005	ARCHANAMBIKA.K.S
14SD1003	AMULYA.R
14SD1001	ADARSH LAL K.P
14SD1002	ALLSMITH.R
19SEA801	Dr. NISHA GUPTA
19SEA802	Dr. SHRIMAHALAKSHMI
18SEA801	Dr. SUBA RANJANA B
18SEA802	Dr. TANUJA P
17SEA801	Dr. DHANYA JOHN
17SEA802	Dr. LAKSHMI PRIYA A

HOD

DEPARTMENT OF PEDODONTICS AND PREVENTIVE DENTISTRY

Dept. of Pedodontics
Sri Siddhartha Dental College

PRINCIPAL

Principal

Sri Siddhartha Dental College
Agalakote, B.H.Road, Tumkur-572107

SRI SIDDHARTHA DENTAL COLLEGE AND HOSPITAL

AGALAKOTE, B.H.ROAD, TUMKUR-572107, KARNATAKA.

Recognized by Dental Council of India, NEW DELHI

A Constituent College of Sri Siddhartha Academy of Higher Education (Deemed-to-be-university) Accredited 'A' Grade by NAAC

Phone No: / Fax No: 0816-2275536

Web: www.ssdctumkur.org

Email: ssdctumkur@gmail.com

DEPARTMENT OF ORTHODONTICS

CIRCULAR

Date:28.03.2020

A group discussion is scheduled on 31/03/2020 at 10.am for post graduate students on the topic of "Identification of skeletal malocclusion". Resource person for the program is Dr. Chethan Kumar D, Senior Lecturer in Sri Siddhartha Dental College and Hospital. Hereby post graduate students are informed to prepare on the same topic to gain the maximum benefits.



Signature of HOD

Dr. Srinivasa H

Prof. & H.O.D

Department of Orthodontics
Sri Siddhartha Dental College
Tumkur - 572107.



Signature of Principal

Dr. Kashinath

Principal
Sri Siddhartha Dental College
Agalakote, B.H.Road, Tumkur-572107

SRI SIDDHARTHA DENTAL COLLEGE AND HOSPITAL

AGALAKOTE, B.H.ROAD, TUMKUR-572107, KARNATAKA.

Recognized by Dental Council of India, NEW DELHI

A Constituent College of Sri Siddhartha Academy of Higher Education (Deemed-to-be-university) Accredited 'A' Grade by NAAC

Phone No: / Fax No: 0816-2275536

Web: www.ssdctumkur.org

Email: ssdctumkur@gmail.com

DEPARTMENT OF ORTHODONTICS

Group Discussion /Microteaching /SDL 2019-2020

Identification of skeletal malocclusion

Identification of skeletal malocclusion group discussion was undertaken dated 31/03/2020 among four under graduate students posted in the department. Moderator for group discussion was Dr. Chethan Kumar D.

Skeletal malocclusion is caused by the distortion of the proper mandibular and/or maxillary growth during fetal development. Patients with skeletal malocclusion may suffer from dental deformities, bruxism, teeth crowding, trismus, mastication difficulties, breathing obstruction and digestion disturbance if the problem is left untreated. A cephalometric radiograph for the face allows the construction of geometric cranial planes and the measurement of different lengths and angles of the jaws. Relating the position of the maxilla and mandible to the anterior cranial base is the most widely used method of assessing the anterior/posterior (AP) relationship of the maxilla and mandible to arrive at the type of skeletal malocclusion.

During group discussion, students benefited with,

- Classification of malocclusion.
- Differentiation between skeletal and dental malocclusion.
- Identification skeletal malocclusion on cephalograms.

Signature of In-charge staff



Signature of Principal

Principal
Sri Siddhartha Dental College
Agalakote, B.H.Road, Tumkur-572107

SRI SIDDHARTHA DENTAL COLLEGE AND HOSPITAL

AGALAKOTE, B.H. ROAD, TUMKUR-572107, KARNATAKA.

Recognized by Dental Council of India, NEW DELHI

A Constituent College of Sri Siddhartha Academy of Higher Education (Deemed-to-be-university) Accredited 'A' Grade by NAAC

Phone No: / Fax No: 0816-2275536

Web: www.ssdctumkur.org

Email: ssdctumkur@gmail.com

Department of Orthodontics

Attendance Sheet

31/03/2020	Identification of skeletal malocclusion	05
------------	---	----

Sl.No.	Student Name	Register numbers
1.	ABHIJITH T.S	13SD1002
2.	ADRISH CHAUDHAURI	13SD1003
3.	AKHILA CHRISTY PAULOSE	13SD1004
4.	ALPHA MARY MATHEW	13SD1005
5.	ANN ALEX	13SD1006



**Signature
Prof & HOD**

Prof. & H.O.D

Department of Orthodontics
Sri Siddhartha Dental College
Tumkur - 572107.



**Signature
Principal**

Principal
Sri Siddhartha Dental College
Agalakote, B.H.Road, Tumkur-572107

SRI SIDDHARTHA DENTAL COLLEGE AND HOSPITAL

AGALAKOTE, B.H.ROAD, TUMKUR-572107, KARNATAKA.

Recognized by Dental Council of India, NEW DELHI

A Constituent College of Sri Siddhartha Academy of Higher Education (Deemed-to-be-university) Accredited 'A' Grade by NAAC

Phone No: / Fax No: 0816-2275536

Web: www.ssdtumkur.org

Email: ssdtumkur@gmail.com

FEEDBACK FORM: GROUP DISCUSSION

Please Circle the answer which most closely corresponds to your views about each statement

Department: Department of Orthodontics

Title: Identification of skeletal malocclusion

1. Institution conducting programmes to enhance the competency of faculty and students
 a) Strongly agree b) Agree c) Disagree d) Strongly Disagree
2. Applicability / relevance and learning values in terms of skills, concept and knowledge of the program
f) Strongly agree b) Agree c) Disagree d) Strongly Disagree
3. How periodically you need these programmes to be conducted
f) Monthly b) Quarterly c) Half yearly d) Yearly
4. These programmes are helping you to update recent trends
a) Strongly agree b) Agree c) Disagree d) Strongly Disagree
5. Overall how would you like to rate the programme;
a) Poor b) Average c) Good d) Very good e) Excellent

Suggestions (if any): no suggestion

Thank you for your valuable feedback....